














Freshman Survey - Spring 2010

Kick-Off Orientation in August provided me with a good start for my 9th grade year.			
		Response Percent	Response Count
Strongly Agree		16.4%	20
<b>Agree</b>		<b>61.5%</b>	<b>75</b>
Disagree		7.4%	9
Strongly Disagree		3.3%	4
N/A		11.5%	14
		<i>answered question</i>	<b>122</b>
		<i>skipped question</i>	<b>0</b>





Freshman Survey - Spring 2010

<b>I was concerned about being successful in my courses at the beginning of the school year.</b>			
		<b>Response Percent</b>	<b>Response Count</b>
Strongly Agree		14.8%	18
<b>Agree</b>		<b>47.5%</b>	<b>58</b>
Disagree		31.1%	38
Strongly Disagree		6.6%	8
		<i>answered question</i>	<b>122</b>
		<i>skipped question</i>	<b>0</b>





Freshman Survey - Spring 2010

<b>I am currently concerned about being successful in my courses.</b>			
		<b>Response Percent</b>	<b>Response Count</b>
Strongly Agree		16.4%	20
Agree		34.4%	42
<b>Disagree</b>		<b>41.0%</b>	<b>50</b>
Strongly Disagree		8.2%	10
		<i>answered question</i>	<b>122</b>
		<i>skipped question</i>	<b>0</b>





Freshman Survey - Spring 2010

<b>The Homework Folder was helpful over the past school year.</b>			
		<b>Response Percent</b>	<b>Response Count</b>
Strongly Agree		38.0%	46
<b>Agree</b>		<b>49.6%</b>	<b>60</b>
Disagree		5.8%	7
Strongly Disagree		6.6%	8
		<i>answered question</i>	<b>121</b>
		<i>skipped question</i>	<b>1</b>





# Freshman Survey - Spring 2010

<b>I spent more time on homework this school year as compared to last year.</b>				
			<b>Response Percent</b>	<b>Response Count</b>
Strongly Agree			27.5%	33
<b>Agree</b>			<b>44.2%</b>	<b>53</b>
Disagree			24.2%	29
Strongly Disagree			4.2%	5
			<i>answered question</i>	<b>120</b>
			<i>skipped question</i>	<b>2</b>




Freshman Survey - Spring 2010

<b>I spent more time studying this school year as compared to last year.</b>			
		<b>Response Percent</b>	<b>Response Count</b>
Strongly Agree		9.0%	11
Agree		41.0%	50
<b>Disagree</b>		<b>42.6%</b>	<b>52</b>
Strongly Disagree		7.4%	9
		<i>answered question</i>	<b>122</b>
		<i>skipped question</i>	<b>0</b>








Freshman Survey - Spring 2010

<b>My grades overall are better this school year as compared to last year.</b>				
			<b>Response Percent</b>	<b>Response Count</b>
Strongly Agree			9.8%	12
<b>Agree</b>			<b>48.4%</b>	<b>59</b>
Disagree			37.7%	46
Strongly Disagree			4.1%	5
			<i>answered question</i>	<b>122</b>
			<i>skipped question</i>	<b>0</b>





# Freshman Survey - Spring 2010

<b>I participated in the following Kick-off activities (check all that apply)</b>			
		<b>Response Percent</b>	<b>Response Count</b>
Homeroom groups/activities		83.1%	98
<b>Spirit Week/Pep Rally</b>		<b>85.6%</b>	<b>101</b>
Review Sessions		33.9%	40
		<i>answered question</i>	<b>118</b>
		<i>skipped question</i>	<b>4</b>





Freshman Survey - Spring 2010

<b>My Kick-Off Mentor helped me in the following areas (check all that apply)</b>			
		<b>Response Percent</b>	<b>Response Count</b>
<b>Adjusting to high school</b>		<b>79.5%</b>	<b>70</b>
Attendance		27.3%	24
Improved behavior in school		30.7%	27
Study Skills		29.5%	26
Academics		40.9%	36
Participating in extra-curricular activities		35.2%	31
Fitting in as a high school student		70.5%	62
		Other (please specify)	15
		<b><i>answered question</i></b>	<b>88</b>
		<b><i>skipped question</i></b>	<b>34</b>

Freshman Survey - Spring 2010

<b>My Kick-Off Mentor helped met to reach my goals for 9th grade.</b>			
		<b>Response Percent</b>	<b>Response Count</b>
Strongly Agree		8.3%	10
<b>Agree</b>		<b>49.6%</b>	<b>60</b>
Disagree		31.4%	38
Strongly Disagree		10.7%	13
		<i>answered question</i>	<b>121</b>
		<i>skipped question</i>	<b>1</b>

# Freshman Survey - Spring 2010

Overall, 9th grade was a positive experience for me.			
		Response Percent	Response Count
Strongly Agree		18.5%	22
Agree		68.9%	82
Disagree		8.4%	10
Strongly Disagree		4.2%	5
		<i>answered question</i>	<b>119</b>
		<i>skipped question</i>	<b>3</b>

Freshman Survey - Spring 2010

Please check the way that best describes each skill area for you (an area of strength, an area where you have average abilities, or as a weakness).					
	Strength	Average	Weakness	Rating Average	Response Count
Agenda Use	21.5% (26)	<b>49.6% (60)</b>	28.9% (35)	2.07	121
Locker Organization	<b>43.8% (53)</b>	38.0% (46)	18.2% (22)	1.74	121
Notebook/Binder Organization	33.1% (40)	<b>44.6% (54)</b>	22.3% (27)	1.89	121
Homework Completion	30.6% (37)	<b>56.2% (68)</b>	13.2% (16)	1.83	121
Time Management	31.4% (38)	<b>50.4% (61)</b>	18.2% (22)	1.87	121
Preparation	37.5% (45)	<b>51.7% (62)</b>	10.8% (13)	1.73	120
Studying	12.5% (15)	<b>50.0% (60)</b>	37.5% (45)	2.25	120
Note Taking	21.5% (26)	<b>51.2% (62)</b>	27.3% (33)	2.06	121
Understanding Directions	43.8% (53)	<b>50.4% (61)</b>	5.8% (7)	1.62	121
Knowing your current grade status	45.0% (54)	<b>47.5% (57)</b>	7.5% (9)	1.63	120
	<i>answered question</i>				<b>121</b>
	<i>skipped question</i>				<b>1</b>